



Facts and figures 2022

LIEBHERR

The Group



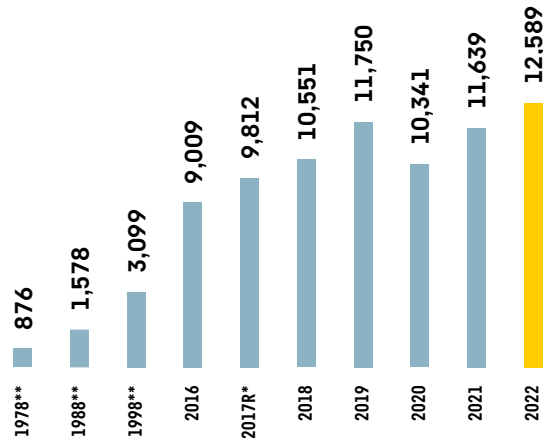
The Liebherr Group

Founded in 1949, the Group today comprises over 140 companies on all continents and employs 51,321 people. The Liebherr Group is a technology company with a broadly diversified product programme. The company is one of the world's largest manufacturers of construction machines, but also offers high-quality, use-oriented products and services in many other fields.

The family shareholders active in the Group (from left to right): Jan Liebherr, Stéfanie Wohlfarth, Sophie Albrecht, Philipp Liebherr, Patricia Rűf, Johanna Platt, Isolde Liebherr, Willi Liebherr



Turnover in € m

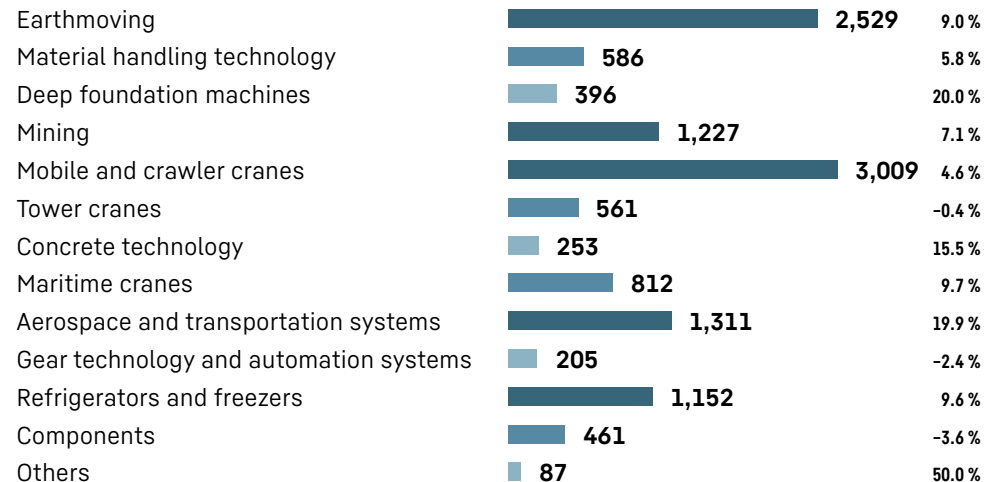


* Restatement first time adoption of IFRS 9/15/16

** Local GAAP accounting

Turnover by product segments in € m

(variation compared to the previous year in %)



Investments

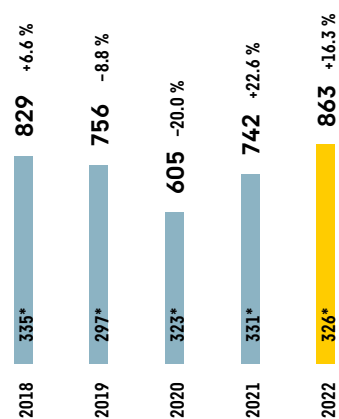
The Liebherr Group has traditionally emphasised the importance of continual investments in its production facilities and its global sales and service network. As a result, € 863 million were invested last year.



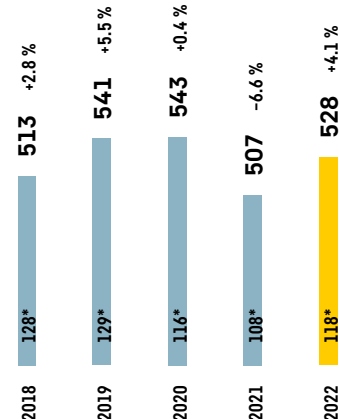
(variation compared to the previous year in %)

* of which, rental fleet

Investments in € m



Depreciation in € m



Employees

The number of employees increased in 2022:
Liebherr employed 51,321 people worldwide at
the end of the year.

51,321 employees (+1,710)



Employees by regions compared to previous year



European Union

37,196 employees (+1,536)

Non-EU countries

4,764 employees (-200)

North America

2,064 employees (+166)

Central and South America

1,988 employees (+80)

Africa, Near and Middle East

1,145 employees (+90)

Asia and Oceania

4,164 employees (+38)

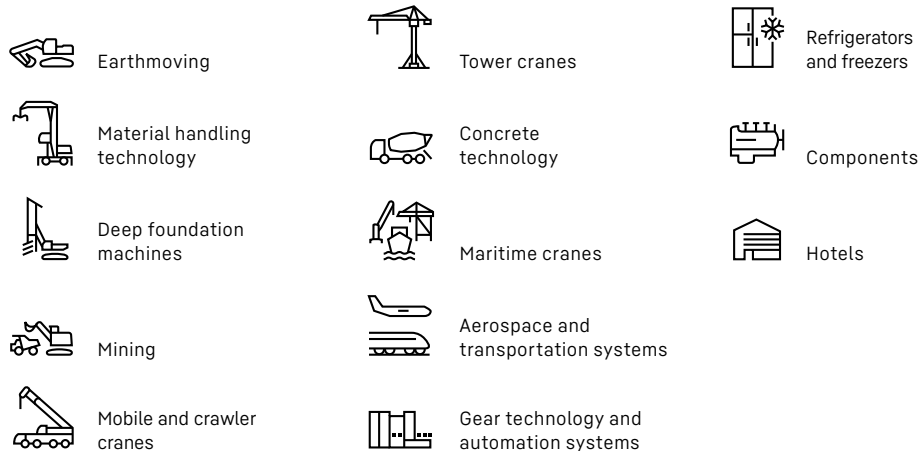
Five-year summary

in € m	2018	2019	2020	2021	2022
Turnover	10,551	11,750	10,341	11,639	12,589
Investments	829	756	605	742	863
Depreciation	513	541	543	507	528
Non-current assets	4,433	4,372	4,011	4,129	4,294
Current assets	9,352	9,916	9,722	10,419	11,105
Equity	7,570	7,884	7,784	8,371	8,674
Liabilities	6,215	6,404	5,949	6,177	6,725
Result after tax	321	429	7	545	2
Personnel expenses	2,790	2,980	2,847	3,072	3,394
	2018	2019	2020	2021	2022
Employees	46,169	48,049	47,925	49,611	51,321

Liebherr-International AG: company information

Head office	CH-1630 Bulle / FR
Share capital	CHF 100,000,000
Shareholders	Liebherr family (100%)
Administrative board	Dr. h. c. Willi Liebherr, president Dr. h. c. Isolde Liebherr, vice-president Hubert Liebherr Sophie Albrecht Jan Liebherr Patricia Rűf Stéfanie Wohlfarth Johanna Platt Philipp Liebherr
Managing directors	Stephen Albrecht, Dr. Rolf Geyer, Steffen Günther, Stephan Raemy, Thomas Schuler
Auditors	Ernst & Young AG, Berne

The Group's product segments



Principal locations of Liebherr companies



Core values

We are a family-owned company

The Liebherr Group is one hundred percent family-owned. This situation has always determined our corporate culture and will continue to provide a firm foundation for our success.

**We are
independent**

**Our employees are
the key factor in our success**

**We accept
responsibility**

**We are a
trustworthy partner**

**We are
innovative**

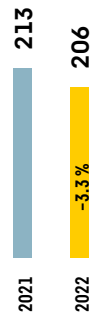
**Highest quality
in everything we do**

Earthmoving

In the earthmoving product segment, Liebherr achieved a turnover of € 2,529 million in the 2022 business year, representing an increase of € 209 million or 9.0% compared to the previous year.



Investments in € m



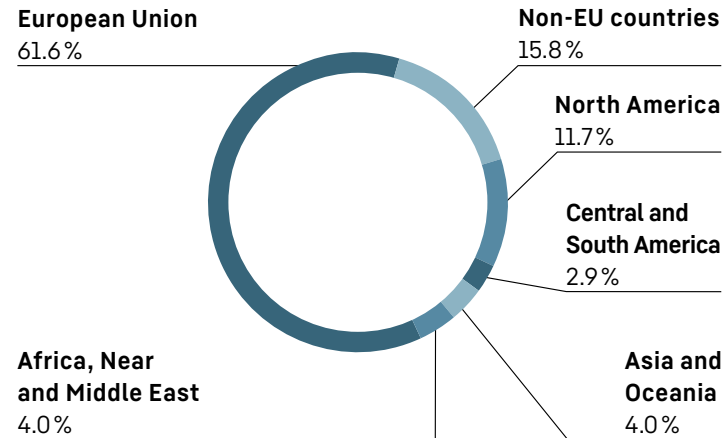
Employees



Turnover in € m



Turnover by sales regions

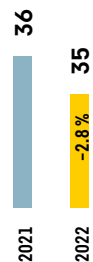


Material handling technology

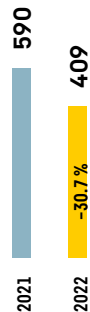
Liebherr recorded a total turnover of € 586 million with material handling technology in the 2022 business year, which represents an increase of € 32 million or 5.8% on the previous year.



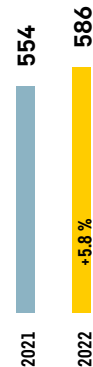
Investments in € m



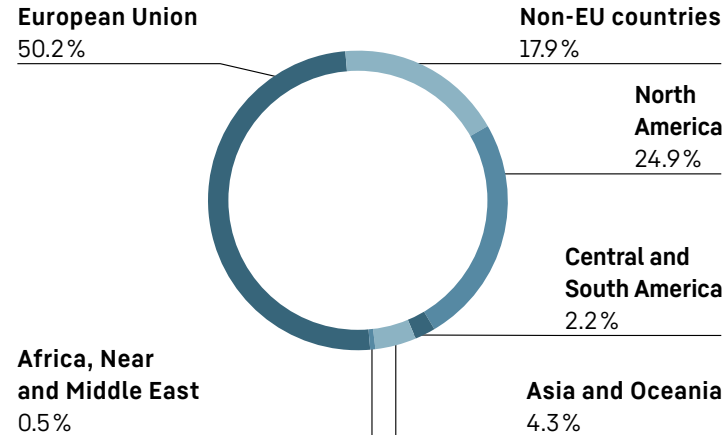
Employees



Turnover in € m



Turnover by sales regions

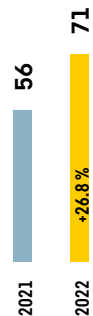


Deep foundation machines

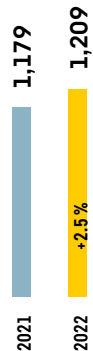
Liebherr achieved a turnover of € 396 million with deep foundation machines in the 2022 business year, which represents an increase of € 66 million or 20.0% compared to the previous year.



Investments in € m



Employees



Turnover in € m



Turnover by sales regions

European Union
36.9%

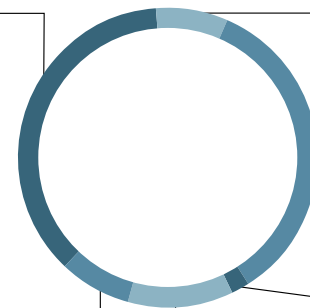
Non-EU countries
7.6%

North America
34.6%

Central and
South America
1.9%

Asia and Oceania
11.4%

Africa, Near
and Middle East
7.6%

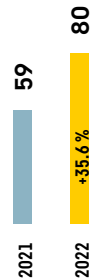


Mining

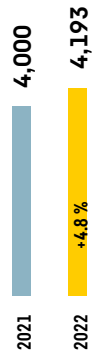
Turnover in the mining product segment amounted to € 1,227 million in the 2022 business year, representing an increase of € 81 million or 7.1% compared with the previous year.



Investments in € m



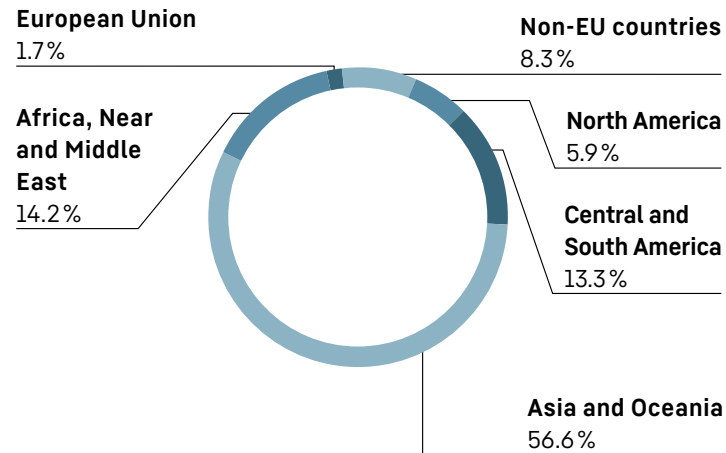
Employees



Turnover in € m



Turnover by sales regions

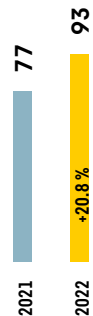


Mobile and crawler cranes

In the mobile and crawler cranes product segment, Liebherr recorded a turnover of € 3,009 million in the 2022 fiscal year. This represents a € 132 million or 4.6% increase compared with the year before.



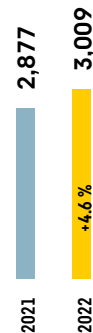
Investments in € m



Employees



Turnover in € m



Turnover by sales regions

European Union
43.1%

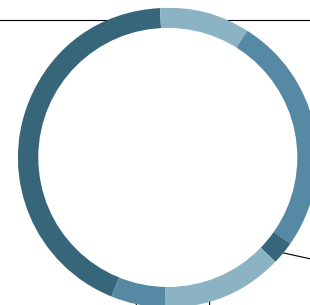
Non-EU countries
9.9%

North America
25.7%

Central and
South America
2.6%

Africa, Near
and Middle East
5.7%

Asia and Oceania
13.0%

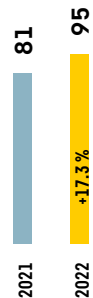


Tower cranes

In the 2022 business year, turnover in the tower cranes product segment remained at the previous year's level. At € 561 million, it was merely € 2 million or 0.4% below the figure for 2021.



Investments in € m



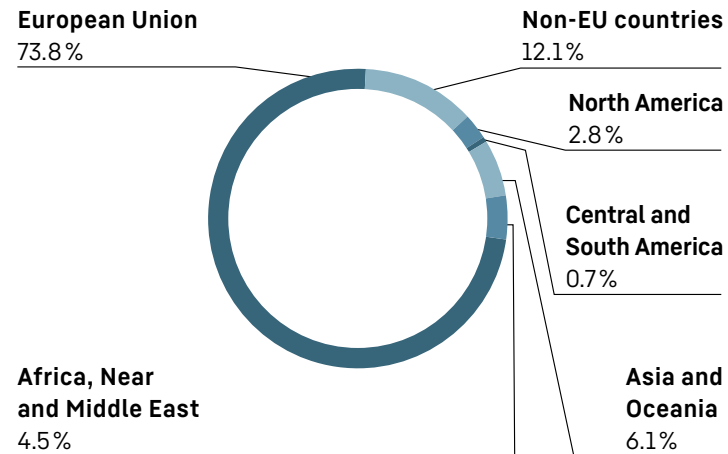
Employees



Turnover in € m



Turnover by sales regions

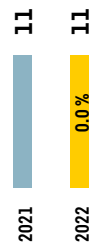


Concrete technology

In the concrete technology product segment, Liebherr recorded a turnover of € 253 million in the 2022 business year, representing an increase of € 34 million or 15.5% year-on-year.



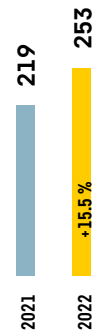
Investments in € m



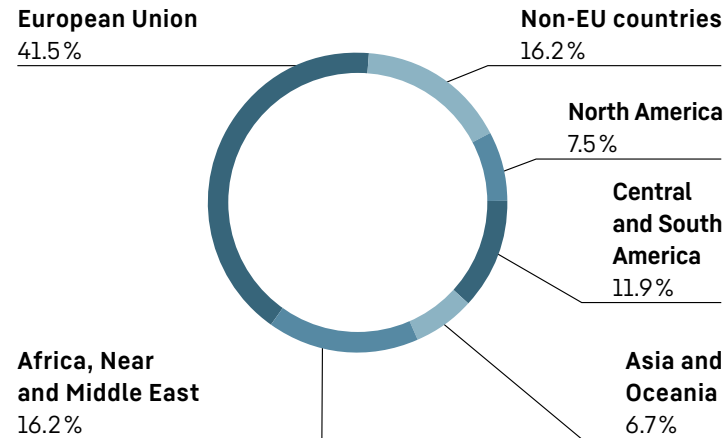
Employees



Turnover in € m



Turnover by sales regions

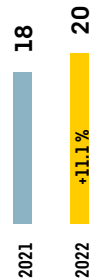


Maritime cranes

In the 2022 fiscal year, Liebherr recorded a turnover of € 812 million in its maritime cranes product segment. This represents a year-on-year increase of € 72 million or 9.7 %.



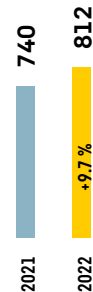
Investments in € m



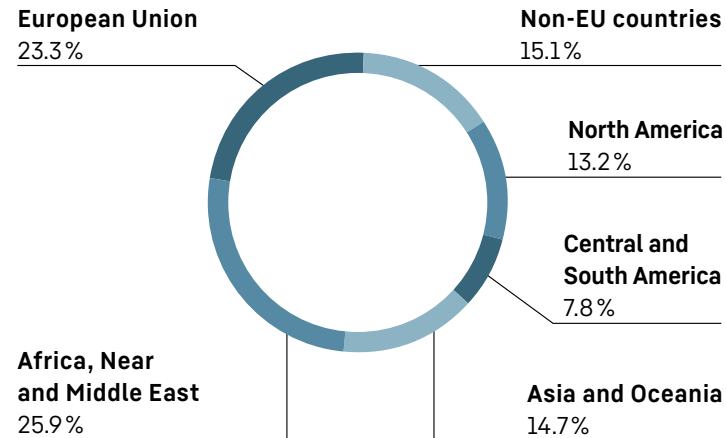
Employees



Turnover in € m



Turnover by sales regions



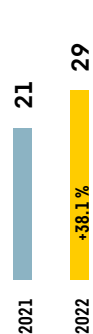
Aerospace and transportation systems

In its aerospace and transportation systems product segment, Liebherr achieved a turnover of € 1,311 million in the 2022 business year, which represents an increase of € 218 million or 19.9% compared to the previous year.

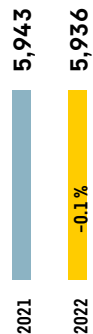


© Dassault Aviation – C. Cosmao

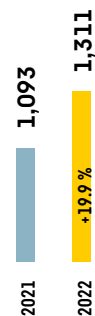
Investments in € m



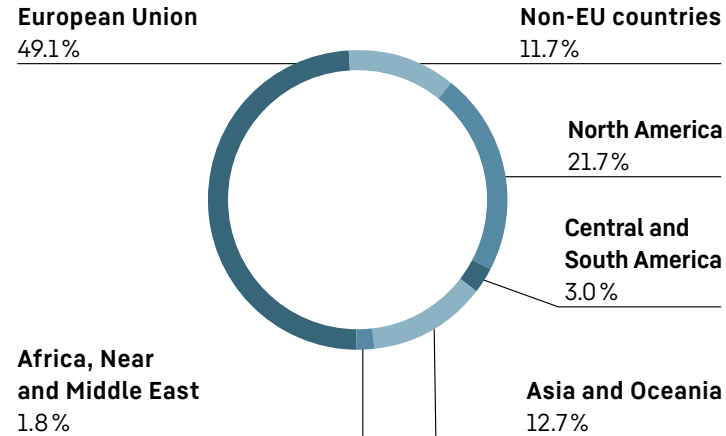
Employees



Turnover in € m



Turnover by sales regions




Gear technology and automation systems

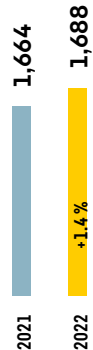
In the 2022 business year, turnover in the gear technology and automation systems product segment amounted to € 205 million, representing a slight decline of € 5 million or 2.4 % on the previous year.



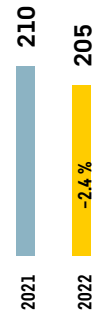
Investments in € m



Employees



Turnover in € m



Turnover by sales regions

European Union
36.1%

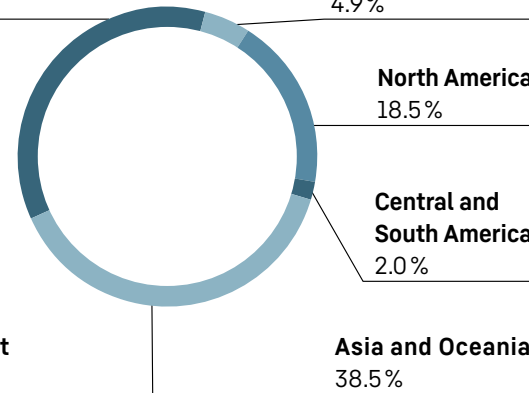
Non-EU countries
4.9%

North America
18.5%

Central and South America
2.0%

Africa, Near and Middle East
0.0%

Asia and Oceania
38.5%

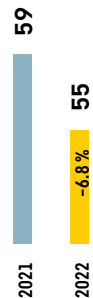


Refrigerators and freezers

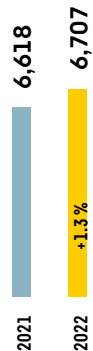
Liebherr achieved a turnover of € 1,152 million with refrigerators and freezers in the 2022 business year. This represents an increase of € 101 million or 9.6 % compared to the previous year.



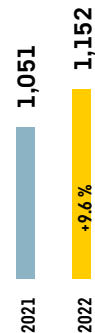
Investments in € m



Employees



Turnover in € m



Turnover by sales regions

European Union
74.6%


Non-EU countries
14.0%

Africa, Near
and Middle East
0.6%

North America
2.7%

Central and
South
America
0.3%

Asia and Oceanian
7.8%

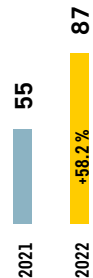


Components

Turnover in the components product segment amounted to € 461 million in the 2022 business year, representing a slight decline of € 17 million or 3.6% year-on-year.



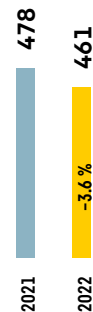
Investments in € m



Employees



Turnover in € m



Turnover by sales regions

European Union
53.4%

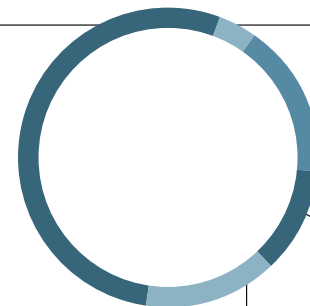
Non-EU countries
4.1%

North America
16.9%

Central and
South America
11.3%

Asia and Oceanian
14.3%

Africa, Near
and Middle East
0.0%



LIEBHERR

Liebherr-International AG • CH-1630 Bulle / FR

Phone: +41 26 913 31 11 • info.lin@liebherr.com • www.liebherr.com