

The NC-B Series.

**Exactly the power you need.**



**German engineering –  
Make in India**

**LIEBHERR**

# **My sites may change**

But my tower crane adapts



Your key to success: High quality standards and the fulfilment of your professional requirements at an attractive price. The NC-B series – exactly the power you need.





### **Malls, Entertainment, Parking**

Very heavy concrete parts  
Wide ranges  
Low working heights

### **Innercity Skyscrapers**

Very high working heights  
Internal climbing  
Shorter ranges

### **Housing Projects**

Heavy loads  
External climbing  
Varying radius

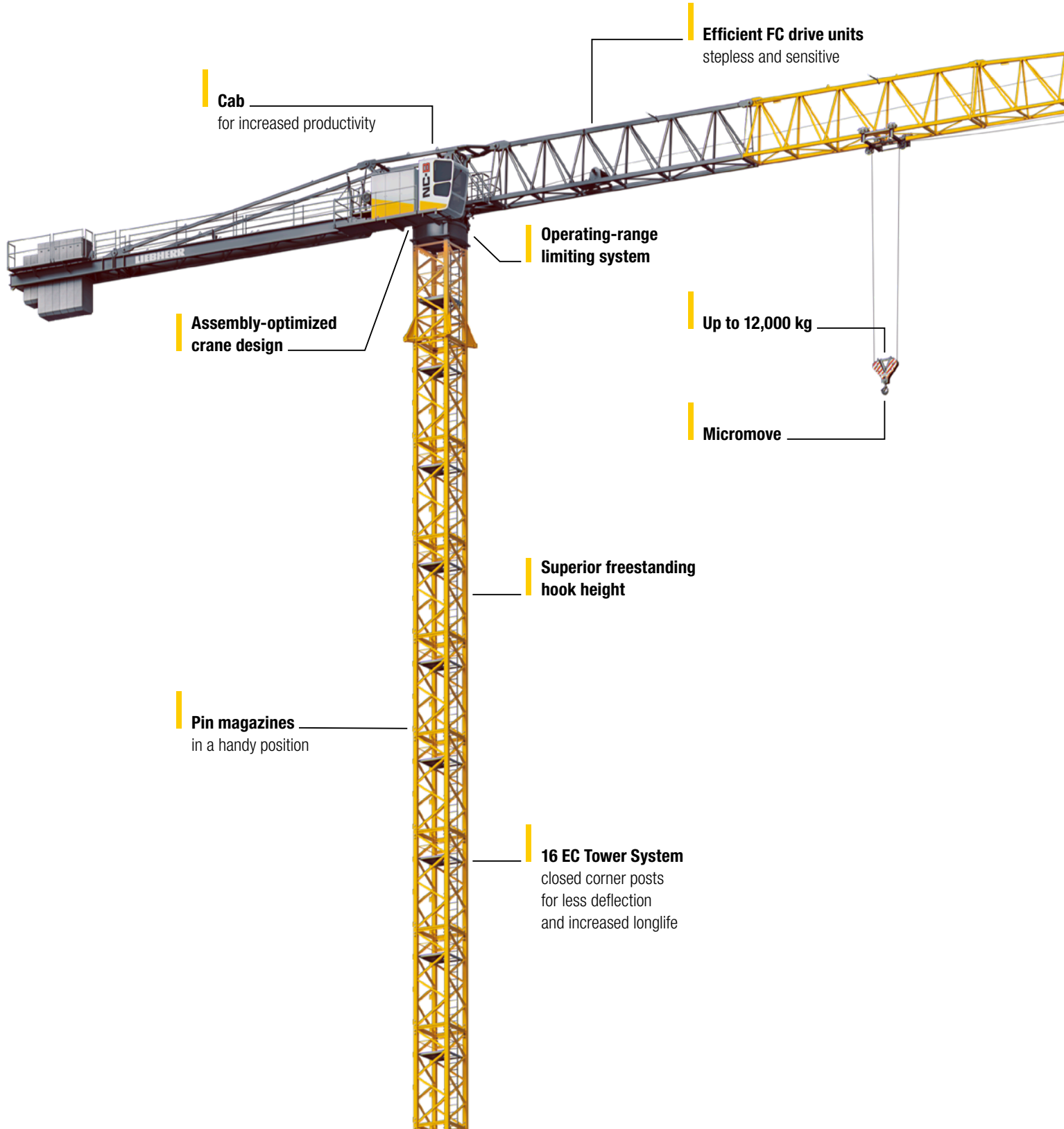
More than 60 years ago, our founder Hans Liebherr developed the first mobile fast-erecting tower crane. Since then, our cranes are well-known all over the world. Today Liebherr is an international group of companies with more than 40,000 employees worldwide.

For the development of this series, the usability in the context of your daily challenges was crucial. One of them is the construction of supermarkets and entertainment buildings with lower heights and very heavy loads of prefabricated material.

Furthermore there are residential buildings in medium size up to skyscrapers with high working heights where the NC-B cranes are a perfect fit.

In addition to the high quality, the NC-B series comes along with the outstanding features of well-established crane series of Liebherr.

# The NC-B Series



**Cab**  
for increased productivity

**Efficient FC drive units**  
stepless and sensitive

**Operating-range limiting system**

**Assembly-optimized crane design**

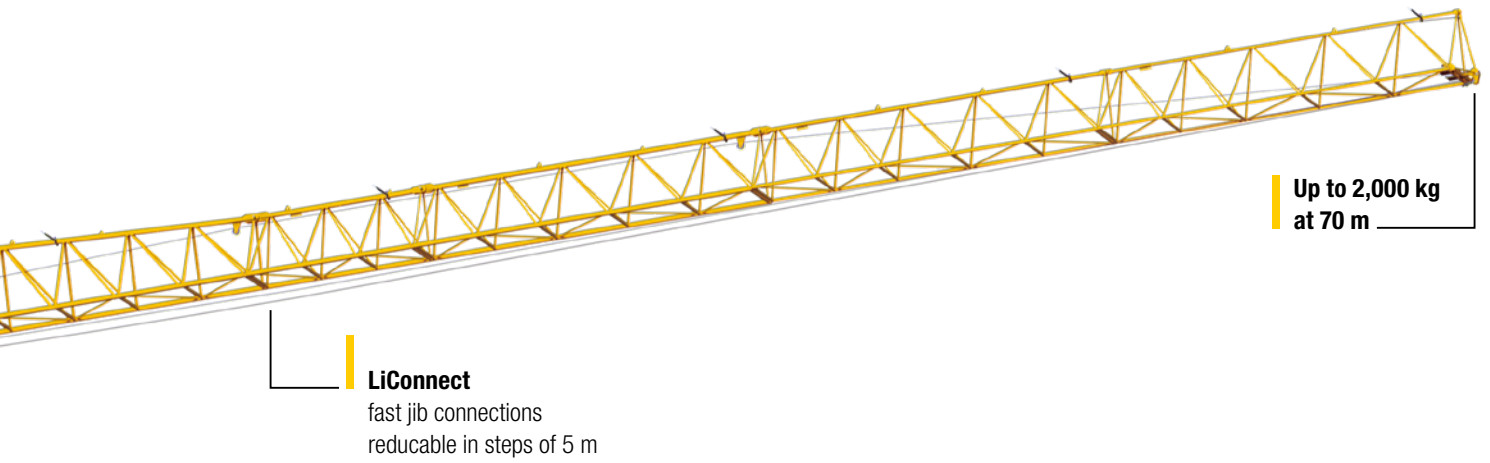
**Up to 12,000 kg**

**Micromove**

**Superior freestanding hook height**

**Pin magazines**  
in a handy position

**16 EC Tower System**  
closed corner posts  
for less deflection  
and increased longlife



Up to 2,000 kg  
at 70 m

**LiConnect**  
fast jib connections  
reducable in steps of 5 m

## The answer to your tasks

For your sites you require power to lift heavy loads like concrete parts and steel elements. Therefore the NC-B series comes along with strong high-performance drives and impressive

maximum load capacities up to 12 tonnes. The NC-B cranes provide the largest working radius in their respective classes.

## Touch the sky

For the NC-B series we developed a multifunctional climbing equipment. The hydraulic system makes internal climbing up to 501 metres working height as well as external climbing

within the same unit possible. This multi-purpose component is a part of the versatile new 16 EC tower system besides tower sections for more than one possible application.





# The NC-B Series

## At the beginning

The transport- and assembly-optimised units of the NC-B can be transported to the site by truck or in standard containers. Depending on the mobile crane used, you can assemble the crane in subassemblies or single components.

## Top-Down View

With the external cabin, you have a direct view of the load and destination. This means more safety for load handling and the site.

## Unreliable Power Grids

The drive units with frequency converter ensure outstanding driving characteristics that also limit the risk of damage to the crane. Furthermore, they flatten current peaks and thus reduce the maximum power requirement which allows the use of smaller power generators.

## Sensitive Load

Filigree prefabricated parts and fragile components have to be positioned gently. That is why you can position loads with great accuracy and hold them without jerking using the unique Liebherr Micro-move function.

## Danger Zones

The operation range limiting system enables you to prevent overslewing safety-critical areas (for example rail tracks). This increases operational safety and relieves the stress on the crane operator.

## Longer Life

Tight-welded crane parts and a control system via limit switches ensure the high quality of the NC-B cranes. This results in a long service life and high conservation of value of the cranes as well as highest safety standards on site.

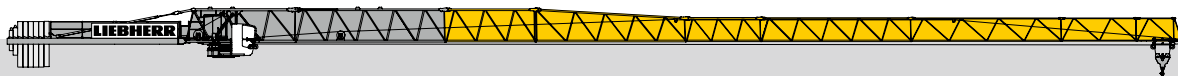






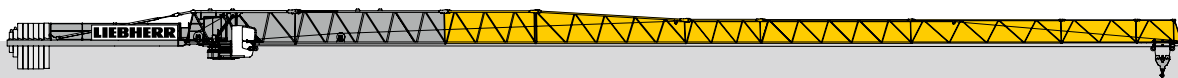
# The NC-B Cranes

## NC-B 6-62



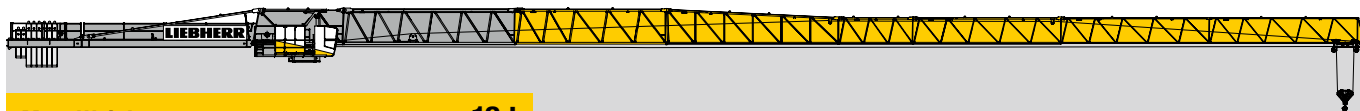
<b>Max. Weight</b>	→ 16.4 m	<b>6 t</b>
<b>Average Pref. Material</b>	→ 42.5 m*	<b>3.5 t</b>
<b>Standard Concrete Bowl</b>	→ 60.0 m – 4-fall operation	<b>1.15 t</b>
<b>Max. Tip-Load</b>	at 62.5 m – 2-fall operation	<b>1.2 t</b>

## NC-B 9-62



<b>Max. Weight</b>	→ 11.3 m	<b>9 t</b>
<b>Average Pref. Material</b>	→ 42.5 m*	<b>3.5 t</b>
<b>Standard Concrete Bowl</b>	→ 60.0 m – 4-fall operation	<b>1.15 t</b>
<b>Max. Tip-Load</b>	at 62.5 m – 2-fall operation	<b>1.2 t</b>

## NC-B 12-70



<b>Max. Weight</b>	→ 16.3 m	<b>12 t</b>
<b>Average Pref. Material</b>	→ 55.0 m*	<b>3.5 t</b>
<b>Standard Concrete Bowl</b>	→ 70.0 m	<b>1.15 t</b>
<b>Max. Tip-Load</b>	at 70.0 m	<b>2 t</b>

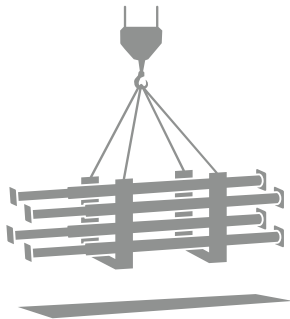
\* Only possible with reduced jib length. For further information see Data-Sheet.



# Hoist what you want – up to 12,000 kg.

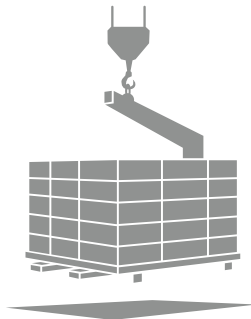
## Steel bars

approx. 1,200 kg



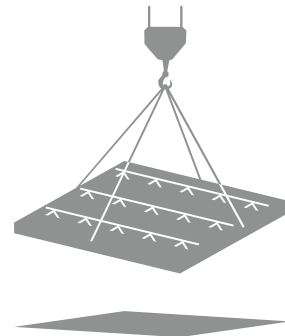
## Stone pallets

approx. 700 – 800 kg



## Filigree ceilings

approx. 900 – 2,000 kg



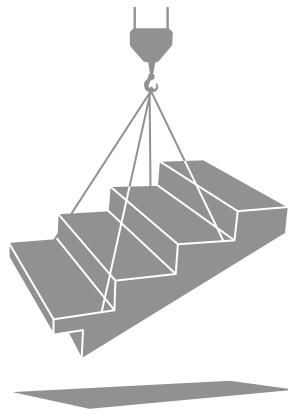
## ½ m³ concrete buckets

approx. 1,150 kg



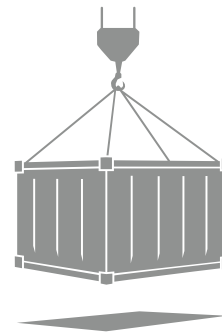
## Prefabricated concrete element

approx. 3,500 – 4,500 kg




## Material containers

up to 12,000 kg

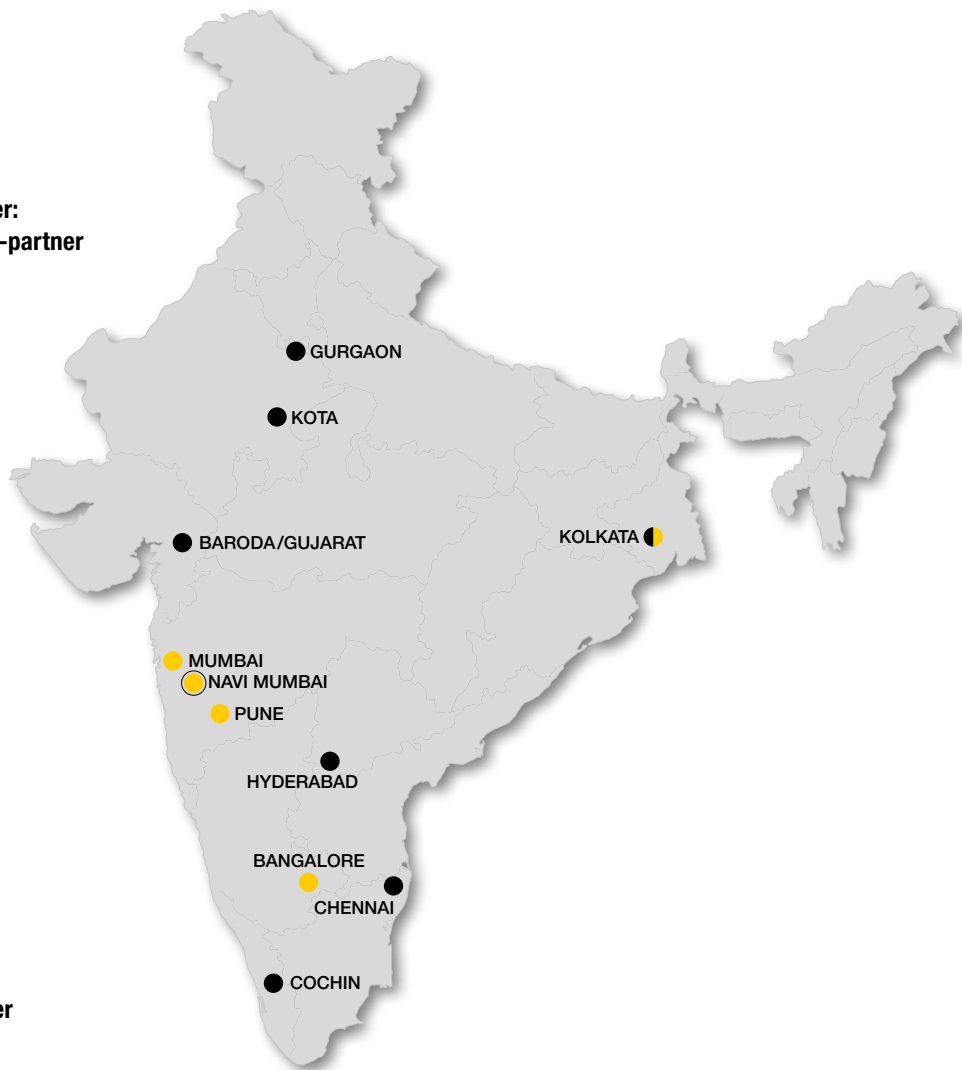


Load examples for illustrational purposes only.

# Liebherr in India ...



Find your local partner:  
[www.liebherr.com/tc-partner](http://www.liebherr.com/tc-partner)



● Liebherr India Private Limited

● **Head Office**

Kesar Solitaire, 25<sup>th</sup> & 26<sup>th</sup> floor,  
Plot no. 5, Sector 19, Sanpada,  
Navi Mumbai, 400 705, India  
[info.lid@liebherr.com](mailto:info.lid@liebherr.com)  
+91 22 61767500

● **Official Liebherr Tower Cranes partner**



## Local production

India is on the way to becoming one of the world's largest markets for tower cranes. In order to satisfy this demand and for the local production of tower cranes developed in Germany, Liebherr CMCtec India Private Limited brought a new plant for tower cranes on stream in Pune at the beginning of 2012.

The NC-B series is exclusively produced in our Indian factory. Thanks to the local production we can offer highest quality standards, fairly and fast.

Founded: 2012  
Total area: 220,000 m<sup>2</sup>  
Built-up area: 8,000 m<sup>2</sup>



# ... and the world



## Tower Crane Service

Our Tower Crane Service provides reliable after-sales service. The worldwide Liebherr network ensures fast supply of accessories and spare parts. Furthermore, Tower Crane Service offers comprehensive support in crane erection, maintenance and safety check as well as a wide range of training programmes on tower cranes.



## Tower Crane Solutions

Customised solutions direct from the manufacturer – Tower Crane Solutions, with an office in India, specializes in providing advice and planning for special projects in housebuilding and industrial construction as well as projects in power station, plant and wind turbine construction.



## Tower Crane Center

The Tower Crane Center has a worldwide presence dealing with rental and used machines. It serves the market for used Liebherr tower cranes around the world – focusing in particular on cranes, components and accessory parts which have to meet special challenges. The service includes purchasing, renovating and modifying, planning logistics and sales.

