



LR series overview

www.liebherr.com



LIEBHERR

Crawler cranes





LR series diesel-driven

LR 1100.1 LR 1110

	LR 1100.1	LR 1110
Max. lifting capacity	110 US t	127 US t
Winch line pull	26,977 lbf (7 th layer)	26,977 lbf (4 th layer)
Diesel engine		
Type	Liebherr D 944 A7-05	Liebherr D 944 A7-04
Power rating according to ISO 9249	230 kW (308 hp) at 1700 rpm	230 kW (308 hp) at 1700 rpm
Exhaust certification	97/68 EG Stage IV; EPA/CARB Tier 4f 97/68 EG Stage V; EPA/CARB Tier 4f ECE-R.96 Power Band H without certified emission standard	97/68 EG Stage IV; EPA/CARB Tier 4f
Main boom	1512.21 max. 203 ft	1512.xx max. 233 ft
Fixed jib	0806.21 max. 66 ft	0806.xx max. 105 ft
Max. combination with main boom + fixed jib	144 (1512.21) + 66 (0806.21) 210 ft	174 (1512.xx) + 105 (0806.xx) 279 ft
Luffing jib		1309.xx max. 219 ft
Max. combination with main boom + luffing jib		125 (1512.xx) + 219 (1309.xx) 344 ft 134 (1512.xx) + 190 (1309.xx) 324 ft
Fixed jib for windmill operation	-	-
Derrick equipment	-	-
Download datasheet		



LR 1130.1

LR 1160.1




	LR 1130.1		LR 1160.1	
Max. lifting capacity	151 US t		177 US t	
Winch line pull	26,977 lbf (7 th layer)		26,977 lbf (7 th layer)	
Diesel engine				
Type	Liebherr D 944 A7-04		Liebherr D 944 A7-04	
Power rating according to ISO 9249	230 kW (308 hp) at 1700 rpm		230 kW (308 hp) at 1700 rpm	
Exhaust certification	97/68 EG Stage IV; EPA/CARB Tier 4f 97/68 EG Stage V; EPA/CARB Tier 4f ECE-R.96 Power Band H without certified emission standard		97/68 EG Stage IV; EPA/CARB Tier 4f 97/68 EG Stage V; EPA/CARB Tier 4f ECE-R.96 Power Band H without certified emission standard	
Main boom	2017.xx	max. 262 ft	2018.xx	max. 287 ft
Fixed jib	0806.xx	max. 105 ft	1008.xx	max. 85 ft
			0806.xx	max. 105 ft
Max. combination with main boom + fixed jib	213 (2017.xx) + 105 (0806.xx)	318 ft	219 (2018.xx) + 85 (1008.xx)	304 ft
	223 (2017.xx) + 76 (0806.xx)	299 ft	229 (2018.xx) + 66 (1008.xx)	295 ft
			248 (2018.xx) + 105 (0806.xx)	353 ft
			258 (2018.xx) + 85 (0806.xx)	343 ft
Luffing jib	1309.xx	max. 258 ft	1309.xx	max. 258 ft
			1713.xx	max. 272 ft
Max. combination with main boom + luffing jib	154 (2017.xx) + 258 (1309.xx)	412 ft	181 (2018.xx) + 258 (1309.xx)	439 ft
	174 (2017.xx) + 161 (1309.xx)	335 ft	191 (2018.xx) + 219 (1309.xx)	410 ft
			171 (2018.xx) + 272 (1713.xx)	443 ft
			181 (2018.xx) + 223 (1713.xx)	404 ft
Fixed jib for windmill operation	-		-	
Derrick equipment	-		-	
Download datasheet				

LR 1200.1

LR 1250.1

	LR 1200.1	LR 1250.1
Max. lifting capacity	242 US t	275 US t
Winch line pull	26,977 lbf (7 th layer)	26,977 lbf (7 th layer)
Diesel engine		
Type	Liebherr D 944 A7-04	Liebherr D 944 A7-04
Power rating according to ISO 9249	230 kW (308 hp) at 1700 rpm	230 kW (308 hp) at 1700 rpm
Exhaust certification	97/68 EG Stage IV; EPA/CARB Tier 4f 97/68 EG Stage V; EPA/CARB Tier 4f ECE-R.96 Power Band H without certified emission standard	97/68 EG Stage IV; EPA/CARB Tier 4f 97/68 EG Stage V; EPA/CARB Tier 4f ECE-R.96 Power Band H without certified emission standard
Main boom	2320.xx max. 292 ft	2320.xx max. 282 ft
Fixed jib	0906.21 23 ft 1008.xx max. 85 ft 0806.xx max. 105 ft	0906.21 23 ft 1008.xx max. 85 ft 0806.xx max. 105 ft
Max. combination with main boom + fixed jib	262 (2320.xx) + 23 (0906.21) 285 ft 233 (2320.xx) + 85 (1008.xx) 318 ft 253 (2320.xx) + 56 (1008.xx) 309 ft 262 (2320.xx) + 105 (0806.xx) 367 ft 272 (2320.xx) + 76 (0806.xx) 348 ft	253 (2320.xx) + 23 (0906.21) 276 ft 233 (2320.xx) + 85 (1008.xx) 318 ft 243 (2320.xx) + 56 (1008.xx) 299 ft 253 (2320.xx) + 105 (0806.xx) 358 ft 262 (2320.xx) + 76 (0806.xx) 338 ft
Luffing jib	1713.xx max. 272 ft 1916.xx max. 312 ft	1713.xx max. 272 ft 1916.xx max. 312 ft
Max. combination with main boom + luffing jib	194 (2320.xx) + 272 (1713.xx) 466 ft 213 (2320.xx) + 174 (1713.xx) 387 ft 174 (2320.xx) + 312 (1916.xx) 486 ft 194 (2320.xx) + 203 (1916.xx) 397 ft	194 (2320.xx) + 272 (1713.xx) 466 ft 213 (2320.xx) + 144 (1713.xx) 357 ft 174 (2320.xx) + 312 (1916.xx) 486 ft 194 (2320.xx) + 174 (1916.xx) 368 ft
Fixed jib for windmill operation	✓	✓
Derrick equipment	-	-
Download datasheet		



LR 1300.1 SX LR 1400 SX

	LR 1300.1 SX		LR 1400 SX	
Max. lifting capacity	331 US t		440 US t	
Winch line pull	33,721 lbf (7 th layer)		35,610 lbf (9 th layer)	
Diesel engine	Liebherr D 946 A7-04		Liebherr D 966 A7-05	
Type	Liebherr D 946 A7-04		Liebherr D 966 A7-05	
Power rating according to ISO 9249	390 kW (523 hp) at 1700 rpm		450 kW (603 hp) at 1700 rpm	
Exhaust certification	97/68 EG Stage IV; EPA/CARB Tier 4f		97/68 EG Stage V; EPA/CARB Tier 4f ECE-R.96 Power Band H without certified emission standard	
Main boom	2821.xx	max. 302 ft	2825.xx	max. 312 ft
Fixed jib	0906.21	23 ft	1507.20	26 ft
	1507.20	26 ft	1713.xx	max. 115 ft
	1008.xx	max. 85 ft	1916.xx	max. 164 ft
	1713.xx	max. 115 ft		
Max. combination with main boom + fixed jib	272 (2821.xx) + 23 (0906.21)	295 ft	282 (2825.xx) + 26 (1507.20)	308 ft
	272 (2821.xx) + 26 (1507.20)	298 ft	262 (2825.xx) + 115 (1713.xx)	377 ft
	263 (2821.xx) + 85 (1008.xx)	348 ft	253 (2825.xx) + 164 (1916.xx)	417 ft
	243 (2821.xx) + 115 (1713.xx)	358 ft		
Luffing jib	1916.xx	max. 312 ft	2316.xx	max. 371 ft
	2316.xx	max. 370 ft	2421.xx	max. 361 ft
Max. combination with main boom + luffing jib	213 (2821.xx) + 312 (1916.xx)	525 ft	213 (2825.xx) + 371 (2316.xx)	584 ft
	233 (2821.xx) + 144 (1916.xx)	377 ft	243 (2825.xx) + 164 (2316.xx)	407 ft
	184 (2821.xx) + 370 (2316.xx)	554 ft	203 (2825.xx) + 361 (2421.xx)	564 ft
	223 (2821.xx) + 125 (2316.xx)	348 ft	233 (2825.xx) + 164 (2421.xx)	397 ft
Fixed jib for windmill operation	✓		✓	
Derrick equipment	✓		-	
Download datasheet	 			



LR series zero emission battery/electric-powered



LR 1130.1 unplugged LR 1160.1 unplugged

	LR 1130.1 unplugged		LR 1160.1 unplugged	
Max. lifting capacity	151 US t		177 US t	
Winch line pull	26,977 lbf (7 th layer)		26,977 lbf (7 th layer)	
Drive system				
Max. drive power	255 kW (45 °C temperature of cooling water)		255 kW (45 °C temperature of cooling water)	
Battery type	High Performance Battery System		High Performance Battery System	
Technology	Li-Ion NMC (nickel manganese cobalt)		Li-Ion NMC (nickel manganese cobalt)	
Gross battery capacity	165 kWh		165 kWh	
Max. charging power	40 kW (CEE socket 63 A / 400 VAC)		40 kW (CEE socket 63 A / 400 VAC)	
Main boom	2017.xx	max. 262 ft	2018.xx	max. 287 ft
Fixed jib	0806.xx	max. 105 ft	1008.xx	max. 85 ft
			0806.xx	max. 105 ft
Max. combination with main boom + fixed jib	213 (2017.xx) + 105 (0806.xx)	318 ft	219 (2018.xx) + 85 (1008.xx)	304 ft
	223 (2017.xx) + 76 (0806.xx)	299 ft	229 (2018.xx) + 66 (1008.xx)	295 ft
			248 (2018.xx) + 105 (0806.xx)	353 ft
			258 (2018.xx) + 85 (0806.xx)	343 ft
Luffing jib	1309.xx	max. 258 ft	1309.xx	max. 258 ft
			1713.xx	max. 272 ft
Max. combination with main boom + luffing jib	154 (2017.xx) + 258 (1309.xx)	412 ft	181 (2018.xx) + 258 (1309.xx)	439 ft
	174 (2017.xx) + 161 (1309.xx)	335 ft	191 (2018.xx) + 219 (1309.xx)	410 ft
			171 (2018.xx) + 272 (1713.xx)	443 ft
			181 (2018.xx) + 223 (1713.xx)	404 ft
Fixed jib for windmill operation	-		-	
Derrick equipment	-		-	
Download datasheet				

LR 1200.1 unplugged LR 1250.1 unplugged

	LR 1200.1 unplugged		LR 1250.1 unplugged	
Max. lifting capacity	242 US t		275 US t	
Winch line pull	26,977 lbf (7 th layer)		26,977 lbf (7 th layer)	
Drive system				
Max. drive power	255 kW (45 °C temperature of cooling water)		255 kW (45 °C temperature of cooling water)	
Battery type	High Performance Battery System		High Performance Battery System	
Technology	Li-Ion NMC (nickel manganese cobalt)		Li-Ion NMC (nickel manganese cobalt)	
Gross battery capacity	196 kWh		196 kWh	
Max. charging power	40 kW (CEE socket 63 A / 400 V AC)		40 kW (CEE socket 63 A / 400 V AC)	
Main boom	2320.xx	max. 292 ft	2320.xx	max. 282 ft
Fixed jib	0906.21	23 ft	0906.21	23 ft
	1008.xx	max. 85 ft	1008.xx	max. 85 ft
	0806.xx	max. 105 ft	0806.xx	max. 105 ft
Max. combination with main boom + fixed jib	262 (2320.xx) + 23 (0906.21)	285 ft	253 (2320.xx) + 23 (0906.21)	276 ft
	233 (2320.xx) + 85 (1008.xx)	318 ft	233 (2320.xx) + 85 (1008.xx)	318 ft
	253 (2320.xx) + 56 (1008.xx)	309 ft	243 (2320.xx) + 56 (1008.xx)	299 ft
	262 (2320.xx) + 105 (0806.xx)	367 ft	253 (2320.xx) + 105 (0806.xx)	358 ft
	272 (2320.xx) + 76 (0806.xx)	348 ft	262 (2320.xx) + 76 (0806.xx)	338 ft
Luffing jib	1713.xx	max. 272 ft	1713.xx	max. 272 ft
	1916.xx	max. 312 ft	1916.xx	max. 312 ft
Max. combination with main boom + luffing jib	194 (2320.xx) + 272 (1713.xx)	466 ft	194 (2320.xx) + 272 (1713.xx)	466 ft
	213 (2320.xx) + 174 (1713.xx)	387 ft	213 (2320.xx) + 144 (1713.xx)	357 ft
	174 (2320.xx) + 312 (1916.xx)	486 ft	174 (2320.xx) + 312 (1916.xx)	486 ft
	194 (2320.xx) + 203 (1916.xx)	397 ft	194 (2320.xx) + 174 (1916.xx)	368 ft
Fixed jib for windmill operation	✓		✓	
Derrick equipment	-		-	
Download datasheet				



Download datasheet



Please contact us.

Liebherr-Werk Nenzing GmbH · Dr. Hans Liebherr Str. 1 · 6710 Nenzing, Austria
Phone +43 50809 41-473 · crawler.crane@liebherr.com · www.liebherr.com
facebook.com/LiebherrConstruction

Liebherr USA, Co. · 7075 Bennington Street · Houston, TX 77028-5812
Phone (713) 636-4050 · crawler.cranes.usa@liebherr.com · www.liebherr.com
facebook.com/LiebherrConstruction